

UAE - Israel

Potential for Upcoming Collaborations

Mickey Blumenthal, CPA
Managing Partner
Grant Thornton Israel

September 15, 2020



Map of the Middle East



UAE Israel peace agreement



Israel PM
Benjamin Netanyahu



US President
Donald Trump



UAE Crown Prince
Muhammed Bin Zayed

UAE and Israel Main Economic Indicators

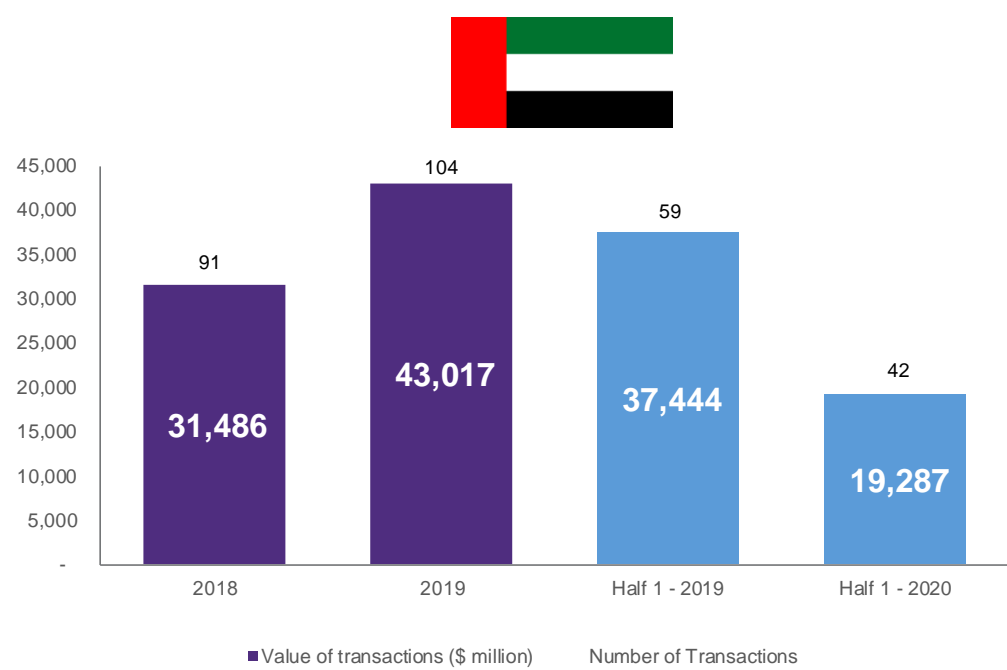
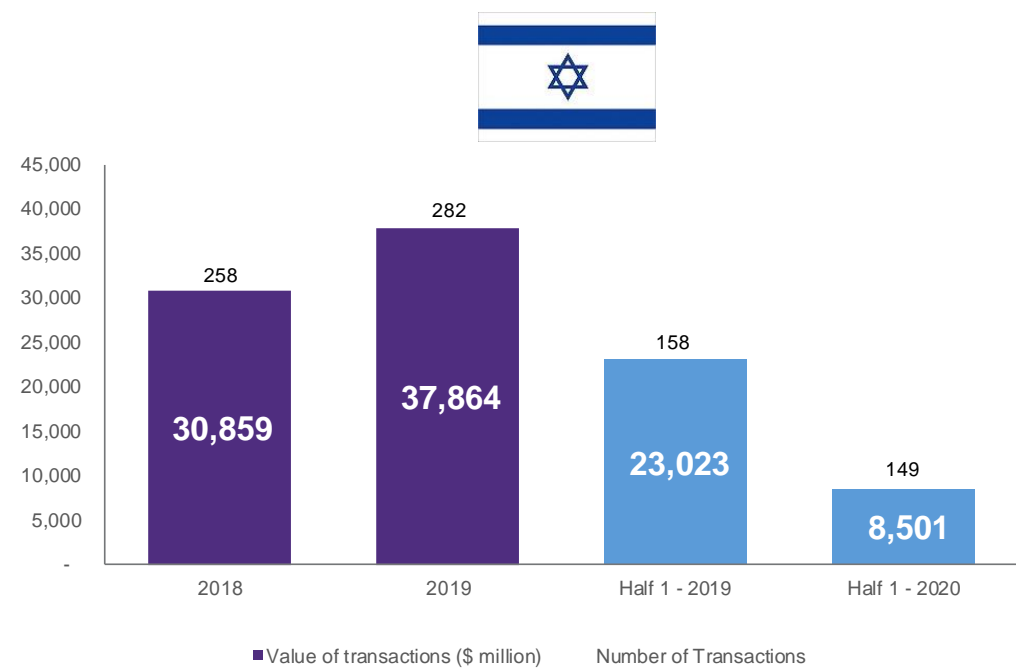
Indicator	UAE	Israel
Population (2020)	9.63m ^(*)	8.66m
GDP (2019)	\$421b	\$371b
GDP Per Capita (2019)	\$41k	\$35k
GDP Annual Growth Rate (2019)	1.3%	3.3%
Central Bank interest rate (9/20)	1.5%	0.1%
USD-AED/NIS exchange rate (9/20)	3.67	3.41
Inflation Rate (2019)	-1.9%	0.8%
Last credit rating (S&P)	AA	AA-

(*) 88% foreigners

Transactions Market – UAE & Israel

Transactions over \$5M

Volume and number of all transactions in Israel and UAE (m\$)

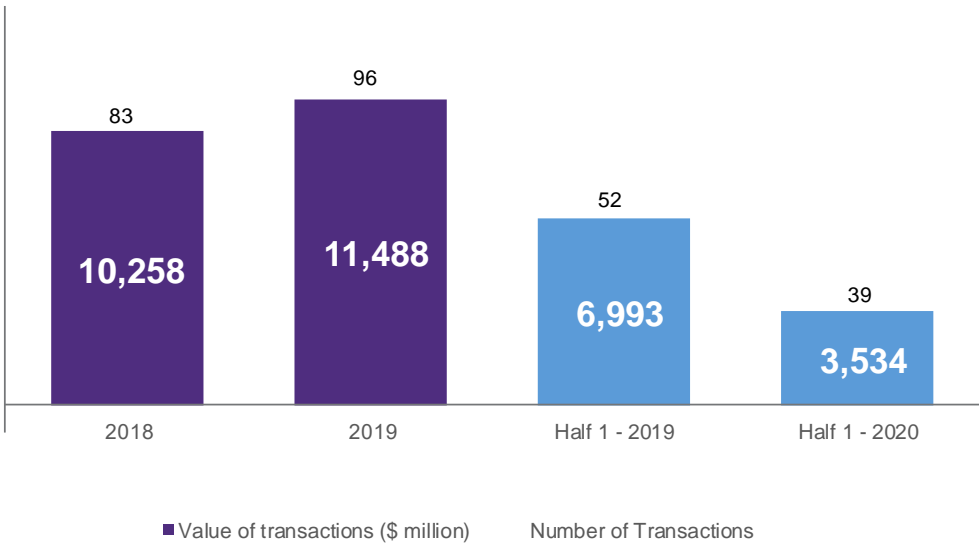
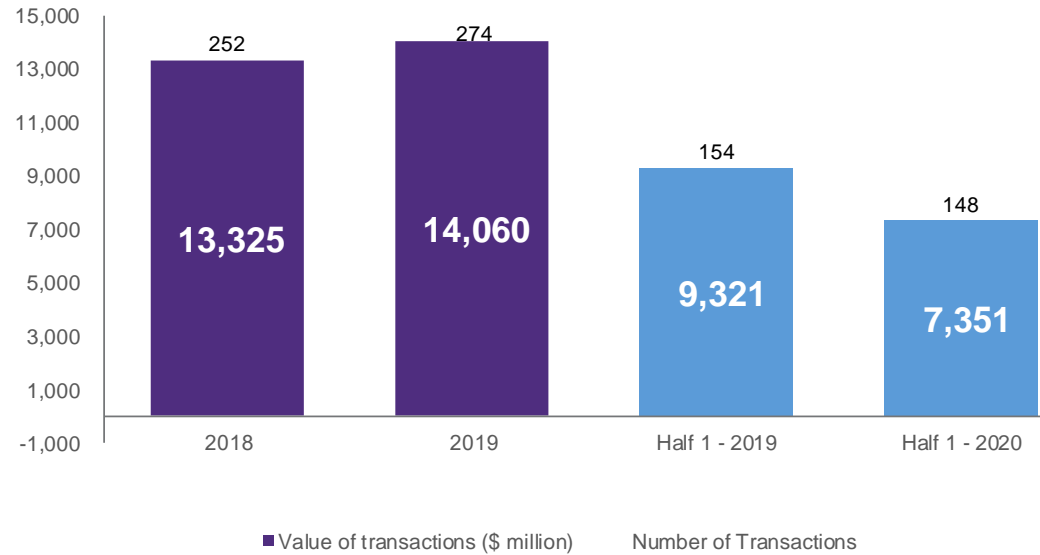


Transactions over \$5 million.

Transactions Market – UAE & Israel

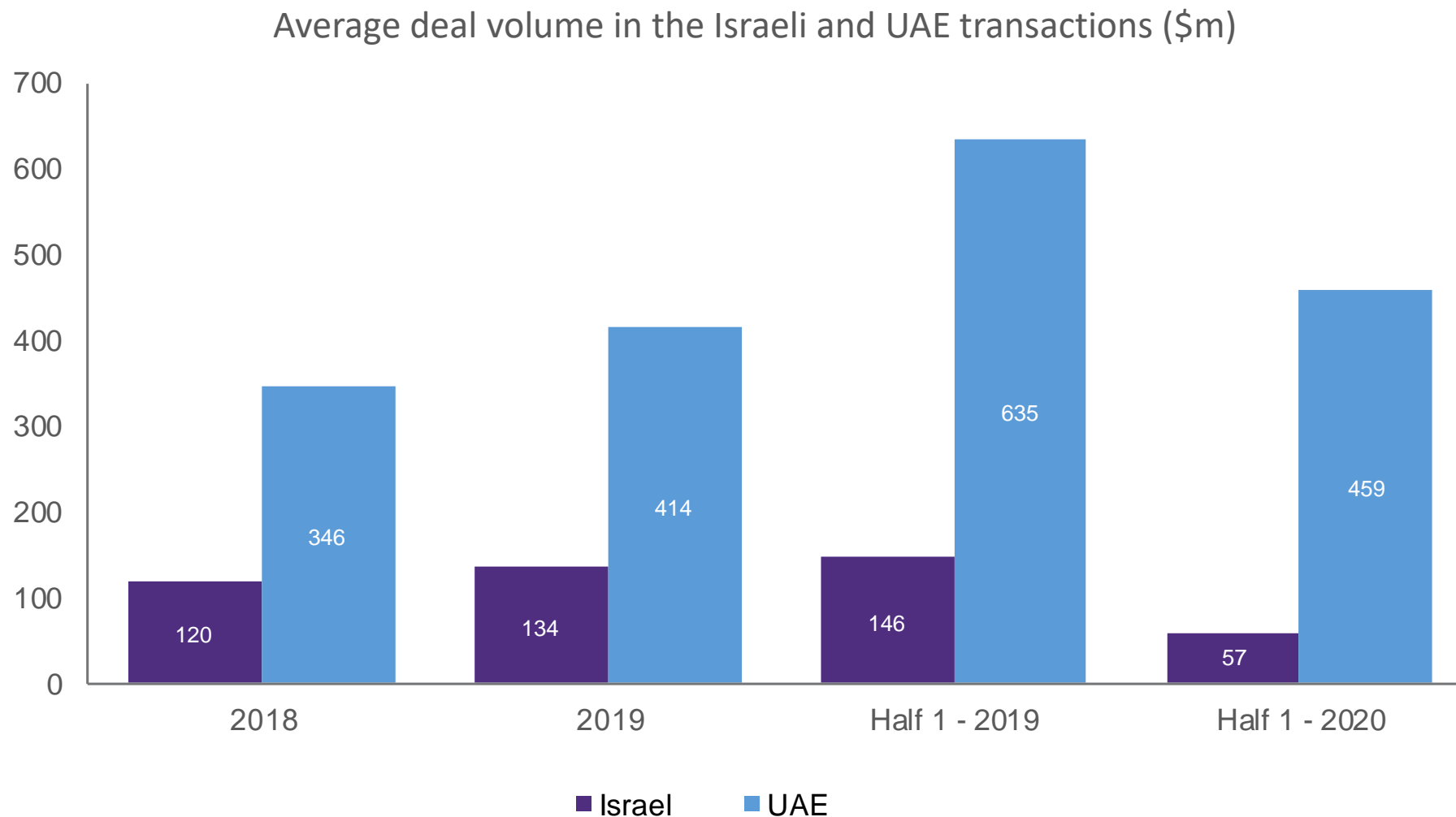
Transactions between \$5M to \$1B

Volume and number of all transactions in Israel and UAE (m\$)



Average deal size - UAE and Israel

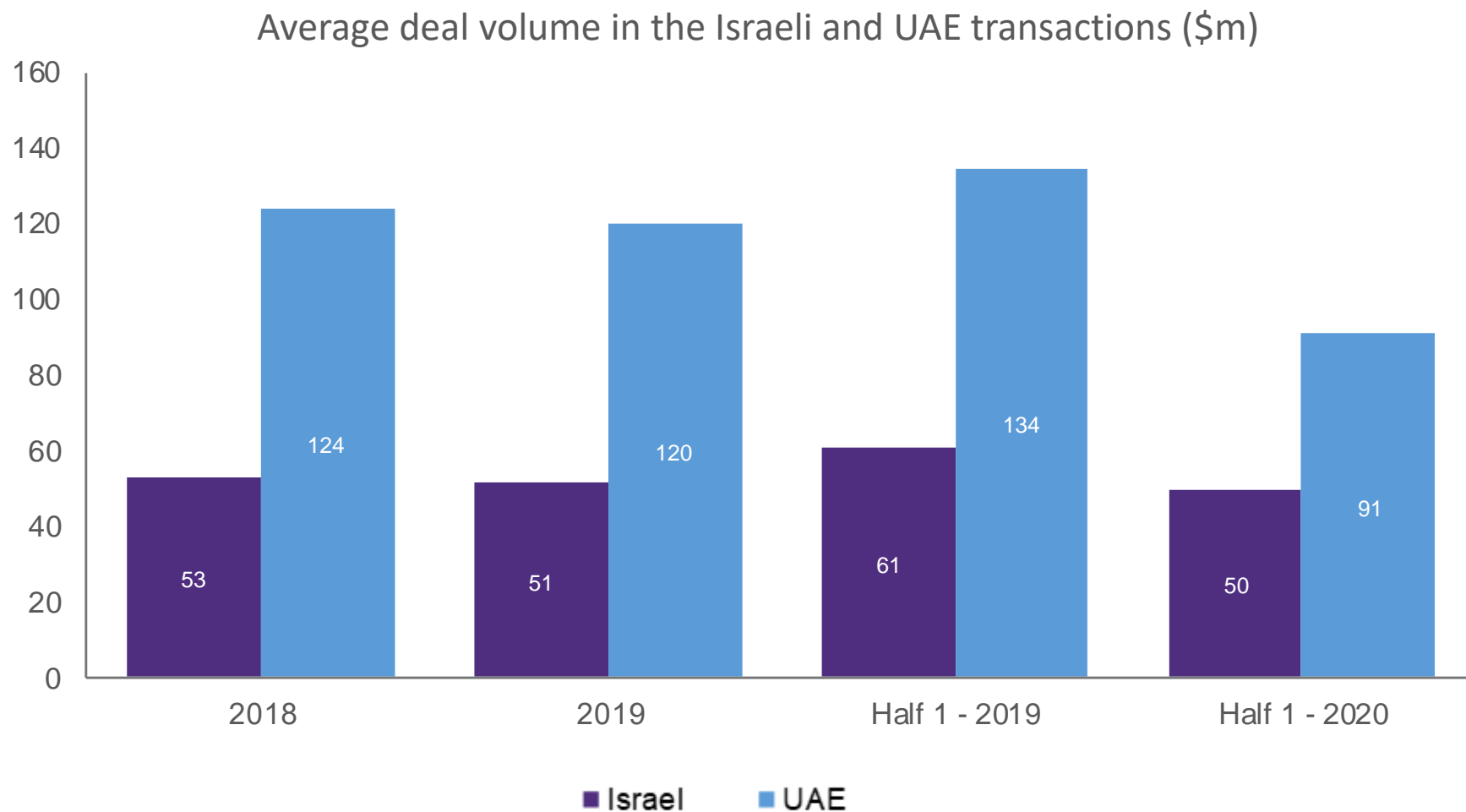
Transactions over \$5M



Transactions over \$5 million.

Average deal size - UAE and Israel

Transactions between \$5M-\$1B

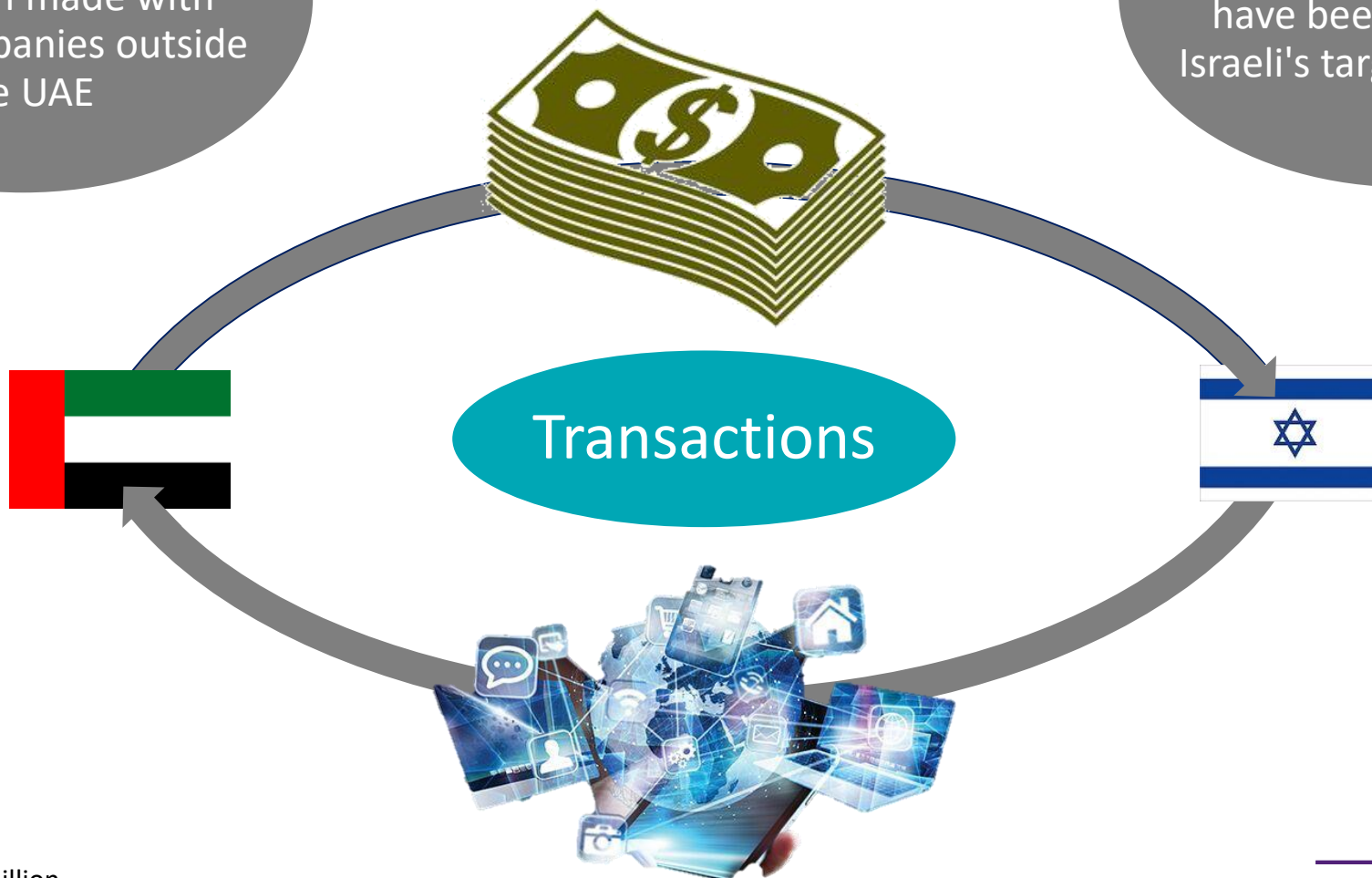


Transactions between \$5 million to \$1,000 million.

Huge potential between the two markets

In the last five years, about 70% of UAE transactions have been made with target companies outside the UAE

In the last five years, about 60% of Israeli transactions have been made with Israeli's target companies



Transactions over \$5 million.

Israeli Taxes Issues



Control & Management



Indirect Tax Credit / Foreign Controlled Company



Relocation



Incentive Laws



Exposure to withholding Taxes



Contact us



Mickey Blumenthal

Managing Partner, Fahn Kanne & Co.

Mickey.Blumenthal@il.gt.com
+972-3-7106688



Nir Yenni

Partner, International Practice Leader

Nir.Yenni@il.gt.com
+972-3-7106622




Galia Ron

Manager, Marketing & Business Development

Galia.Ron@il.gt.com
+972-3-7106651







Some facts about Grant Thornton International



US\$5.7bn

Revenues

(2019)



Over 700

Branches



Over 140

Countries



56,000

Staff

Depth of experience

Our corporate finance team works with clients through all stages of a transaction or investments, presenting you with solutions that add value and ensure your shareholder wealth is maximised.

Working with our clients has given our team extensive experience in all aspects of corporate finance, including:

- **M&A transactions:** on both buy and sell side, private equity transactions, cross-border transactions, debt refinancing, ASX / AIM listings and capital raisings.
- **Transaction services:** acquisition, vendor, tax and commercial due diligence, operational deal services, forecast reviews, data room services and pre-lend reviews.
- **Valuations:** independent valuations and expert reports, purchase price allocations, disputes and litigation support and tax consolidation.
- **Financial modelling:** financial model construction and review, project analysis, feasibility and financing.



Thank you!

